



义务教育教科书

英语

English

(三年级起点)

三年级 下册


义务教育教科书 英语 (三年级起点) 三年级下册



绿色印刷产品

批准文号：湘发改价费〔2017〕343号

ISBN 978-7-5358-8134-2



9 787535 881342 >

定价：6.92元

湖南少年儿童出版社

湖南少年儿童出版社
HUNAN JUVENILE & CHILDREN'S PUBLISHING HOUSE

义务教育教科书

英语

English

(三年级起点)

三年级 下册

主编：白解红



湖南少年儿童出版社
HUNAN JUVENILE & CHILDREN'S PUBLISHING HOUSE

湖南少年儿童出版社

图书在版编目(CIP)数据

英语. 三年级. 下册 / 白解红主编. - 2版. - 长沙: 湖南少年儿童

出版社, 2012.12 (2019.12重印)

义务教育教科书

ISBN 978-7-5358-8134-2

I. ①英… II. ①白… III. ①英语课 - 小学 - 教材

IV. ①G624.311

中国版本图书馆CIP数据核字(2012)第104660号

义务教育教科书

英语

三年级 下册

湖南少年儿童出版社

香港思达出版社有限公司 合作编写

湖南少年儿童出版社出版

(湖南省长沙市晚报大道89号 邮编: 410016)

湖南出版中心重印

湖南省新华书店发行

湖南天闻新华印务有限公司印制

开本: 787 × 1092 mm 1/16 印张: 5.5

2003年12月第1版 2019年12月第2版第8次印刷

ISBN 978-7-5358-8134-2 定价: 6.92元

(2020春)

本书任何部分之文字及图片, 如未获得本社之书面同意, 不得以任何方式抄袭、节录或翻印

本版本只供在中华人民共和国内地销售

著作权所有, 请勿擅自用本书制作各类出版物, 违者必究。

如有质量问题, 影响阅读, 请与湖南出版中心联系调换。

联系电话: 0731-88388986 0731-88388987

主 编: 白解红

编写人员: 白解红 Pauline Ong Minnelli Seow Christopher S Ward 何高大 夏春娥

刘建清 杜娟 邓立 欧阳胜美 张梅莲 刘佳明 田忠源

责任编辑: 刘思危 Loo Kim Fu 彭秀莉 黄亮 刘宁

美术编辑: Brenda Mathews

绘 画: 大黄蜂工作室

版式设计: 王丽琼 余育铨

封面设计: 赵慧

湖南少年儿童出版社



给同学们的话



同学们，欢迎你们来到英语学习课堂！

在上一册课本中，同学们已经认识了Peter, Lingling, Mingming, Anne, Dongdong，还有Tim和可爱的Dino。大家一起在老师的指导下，掌握了26个英文字母，学会了用英语同别人打招呼、介绍自己和家人、描述自己喜欢的小动物或学习用品……同学们的收获一定很多吧！

在本册课本中，同学们将学习怎样用英语表达常见的颜色、服装、数字、水果、职业、天气和交通工具等等。这些内容融合在一系列有趣的活动、游戏、故事、歌曲中，并且与我们的生活息息相关。希望同学们在玩玩做做中，继续保持学习英语的兴趣，乐意学英语、用英语。

在本册课本中，同学们还将继续通过朗朗上口的小韵律诗，学习英语字母及字母组合的发音规律。同学们千万不要小看了这些发音规律哦，这对你们以后记忆单词可是非常有用的！


语言学习的方法是相通的。学习英语也应该从听懂、会说开始，然后慢慢地学着认单词、写句子。开始说不好、记不住没关系，只要坚持听、说，心中多想“I can do it”，就一定能学好！

希望同学们大胆尝试，互相帮助，积累一些基本的英语知识，逐渐学会用英语听、说、读、做、玩、演，为将来更好地学习英语打下良好的基础。



你们的大朋友：小学《英语》教材编写组

湖南少年儿童出版社



My name

My class

My school

湖南少年儿童出版社

Contents

Unit 1	How are you?.....	1
Unit 2	Are you Lingling?.....	5
Unit 3	What colour is this balloon?.....	9
Let's Know More		13
Assessment I		14
Unit 4	Look at the T-shirts	17
Unit 5	What time is it?.....	21
Unit 6	How many pens are there?.....	25
Let's Know More		29
Assessment II		30
Unit 7	Is this an orange?.....	33
Unit 8	I like a sunny day	37
Unit 9	What's the weather like?.....	41
Let's Know More		45
Assessment III		46


Unit 10 Is he a farmer?.....	49
Unit 11 What's he?.....	53
Unit 12 I go to school by bus	57
Let's Know More	61
Assessment IV	62
 Word List I	 65
Word List II	68
Structures	72
Some Common Fruits	78
Colourful Classroom	80
Self-Assessment	82



Unit 1

How are you?

A Let's Listen and Say



B Let's Learn



Good morning.



Good afternoon.



Good evening.



Good night.

C Let's Act

Good morning.
I'm glad to see you.



I'm glad to see you, too.

Good afternoon.
How are you?



I'm fine.

Good evening.
How are you?




I'm fine.

D Let's Read



E Let's Learn to Learn



You play. I play.
This is our role-play.
You say, "Hello!"
I say, "Good day!"



湖南少年儿童出版社

F Let's Chant

Ee A **h**en in a **v**est,
Sitting in her **n**est.
Tries her **b**est,
To read at a **d**esk.



G Let's Have Fun

Let's sing.

Hello! How Are You?

1=C $\frac{2}{4}$

$\underline{\dot{5}}$ | $\underline{\dot{1}} \underline{\dot{5}}$ $\underline{\dot{1}} \underline{\dot{5}}$ | $\underline{\dot{1}} \underline{\dot{5}}$ | $\underline{\dot{1}} \underline{\dot{7}} \underline{\dot{1}}$ | $\underline{\dot{2}}$
Hel - lo, hel- lo, hel - lo, hel - lo! How are you?

$\underline{\dot{5}}$ | $\underline{\dot{7}} \underline{\dot{5}}$ $\underline{\dot{7}} \underline{\dot{5}}$ | $\underline{\dot{7}} \underline{\dot{5}}$ | $\underline{\dot{7}} \underline{\dot{7}} \underline{\dot{6}} \underline{\dot{7}}$ | $\underline{\dot{1}} \underline{\dot{0}}$ ||
I'm glad to be with you. And you and you and you.



How are you?

How are you?

How are you?

How are you?

How are you?

How are you?

Unit 2

Are you Lingling?

A Let's Listen and Say



B Let's Learn



boy



girl



baby



man




woman

C Let's Act

<p>1</p> <p>Hello, Benny.</p>	<p>2</p> <p>Are you Jane?</p> <p>No, I'm not.</p>
<p>3</p> <p>Are you Linda?</p> <p>Yes, I am.</p>	<p>4</p> <p>Your turn!</p>

D Let's Read



E Let's Learn to Learn

This is my room. This is my English room.
A word here. A word there.
I see English words everywhere.



F Let's Chant

Ff



You're my friends.
They're my friends.
We're good friends.
I like my friends.



G Let's Have Fun

Let's sing.

Are You Sleeping?

1=F $\frac{4}{4}$

1 2 3 1 | 1 2 3 1 | 3 4 5 - |

Are you sleep-ing? Are you sleep-ing? Bro- ther John.

3 4 5 - | 5 6 5 4 3 1 |

Bro-ther John. Mor-ning bells are ring-ing.

5 6 5 4 3 1 | 1 5 1 - | 1 5 1 - :||

Mor-ning bells are ring-ing. Ding, ding, dong. Ding, ding, dong.




boy boy boy

girl girl girl

Unit 3

What colour is this balloon?

A Let's Listen and Say



B Let's Learn



white



green



red



yellow

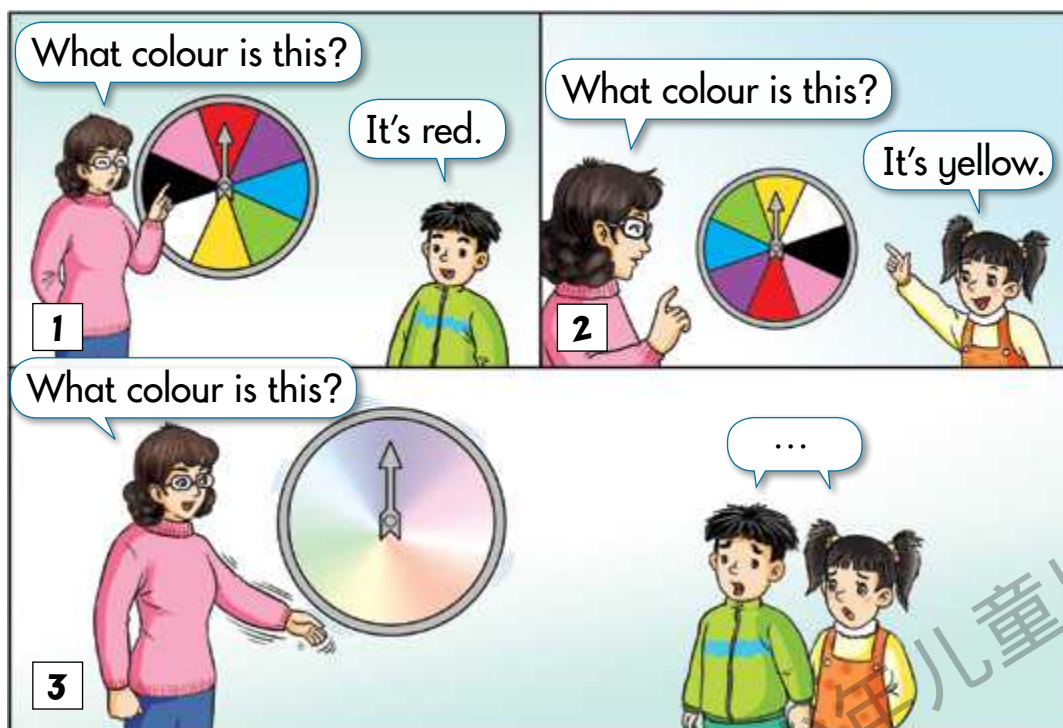


blue




black

C Let's Act



D Let's Read



E Let's Learn to Learn



F Let's Chant

Gg



Green grapes.
Good grapes.
Green grass.
Good grass.



G Let's Have Fun

Let's sing and act.

Colour Song

1=C $\frac{4}{4}$

5 - 6 5 $\sharp 4$ 5 | 3 5 5 - |

Red, Yel-low, Blue and Green stand up.

5 - 6 5 $\sharp 4$ 5 | 2 5 5 5 4 3 2 |

Red, Yel-low, Blue and Green turn a-round, and

1 3 5 . $\dot{1}$ | $\dot{2}$ $\dot{1}$ 7 $\dot{1}$ 6 . $\dot{1}$ |

stretch up high a-bove your hands, oh!

7 - 7 5 6 7 | $\dot{1}$ $\dot{1}$ $\dot{1}$ - :||

Red, Yel-low, Blue and Green sit down.



red

red

red

yellow

yellow

yellow

Let's Know More



Colours

1.



Red is for love and luck.



2.

I like white.
White is pure.



3.

What is a green city?



It is a clean city
with many trees.



Assessment I

A Listen and number









B Listen and tick ☒

1.


☐

☐

2.


☐

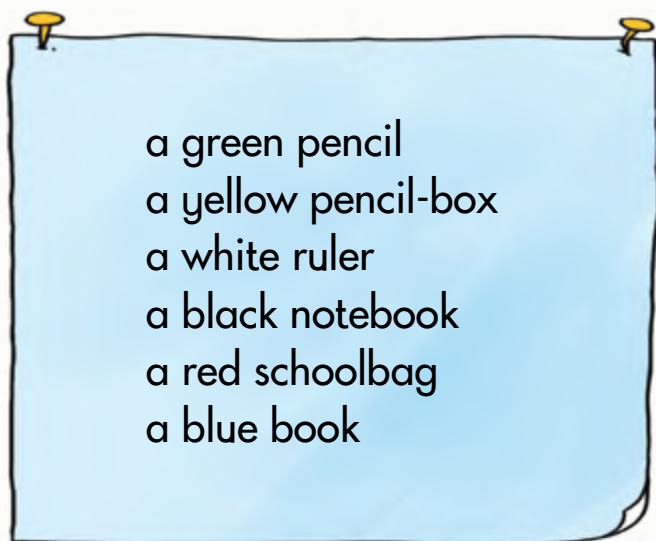
☐

3.


☐

☐

C Read and colour



D I can do it

Draw a 😊 if you can do it. Draw a ☹️ if you can't.

Example: Sing a song.



1. Name four colours.

It's red.



2. Greet people.

Hi, how are you?

I'm fine. Thank you.



E I like to do it

Draw a 😊 if you like to do it. Draw a ☹️ if you don't.

1. Colour and say.

I like red.



2. Sing the song *Are You Sleeping*.



Unit 4

Look at the T-shirts

A Let's Listen and Say



B

Let's Learn



C

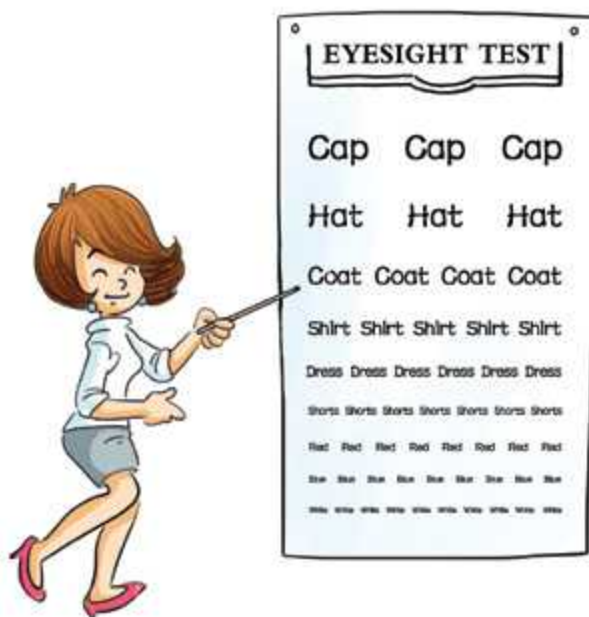
Let's Act



D Let's Read



E Let's Learn to Learn



What can you see?
 "Coat" I can see.
 What can you see?
 "Dress" I can see.



湖南少年儿童出版社

F Let's Chant

Hh

Happy Henry,
Has a happy hat.
The happy hat,
Makes Henry happy.



G Let's Have Fun

Let's look and find.

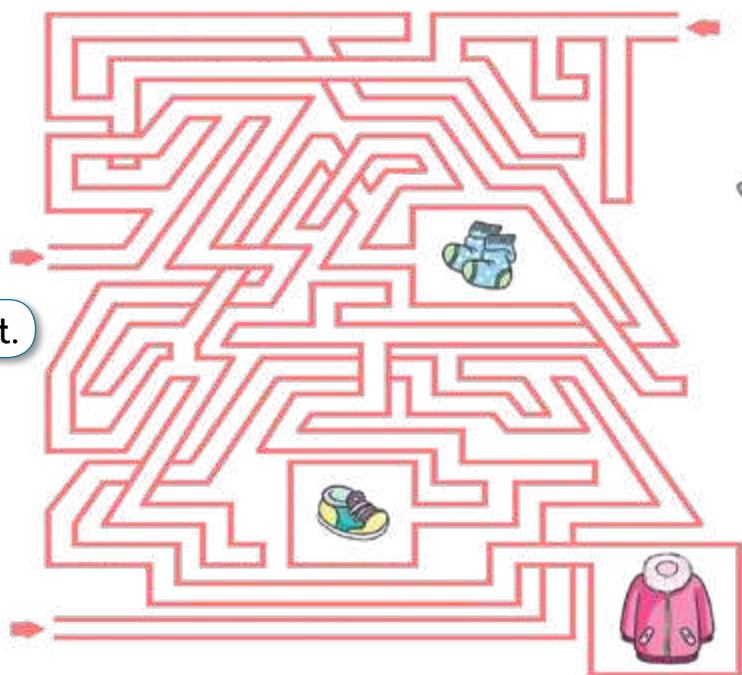
I need socks.



Where's my right shoe?



I need a coat.



coat

coat

coat

shirt

shirt

shirt

Unit 5

What time is it?

A Let's Listen and Say



B

Let's Learn



clock



eleven o'clock



twelve o'clock



day



night

C

Let's Act



Lingling, please show eleven o'clock.

1



Very good.



Now, what time is it?

2



3



It's twelve o'clock.

D Let's Read



E Let's Learn to Learn

Find numbers in life.

One, two, three, four, five.

Numbers in life.

Six, seven, eight, nine.

Numbers are fine.

Ten, eleven, twelve for me.

Numbers I see.

Numbers in life



F Let's Chant

Ii Mike likes the kite.
Mike flies the kite.
The kite is light.
The kite flies high.



G Let's Have Fun

Let's sing.

Hickory Dickory Dock

1=C $\frac{2}{4}$

3 3 5 4 4 2 | 3 . 3 | 3 . 5 4 . 2 | 3 . 3 |

Hi-cko-ry, di-cko-ry, dock! The mouse ran up the clock. The

1. 3 . 3 5 . 5 | 4 . 4 6 | 5 6 5 4 3 2 | 1 - :||

clock struck one. The mouse ran down. Hi-cko-ry, di-cko-ry, dock!


2. 3 . 3 5 | 5 - | 5 5 4 . 4 | 6 - | 6 - |

clock struck one.

The mouse ran down.

5 6 5 4 3 2 | 1 - ||

Hi-cko-ry, di-cko-ry, dock!



day

night

Unit 6

How many pens are there?

A Let's Listen and Say



B

Let's Learn



thirteen



fourteen



fifteen



sixteen



seventeen



eighteen



nineteen



twenty

C

Let's Act



How many books are there?



How many pens are there?



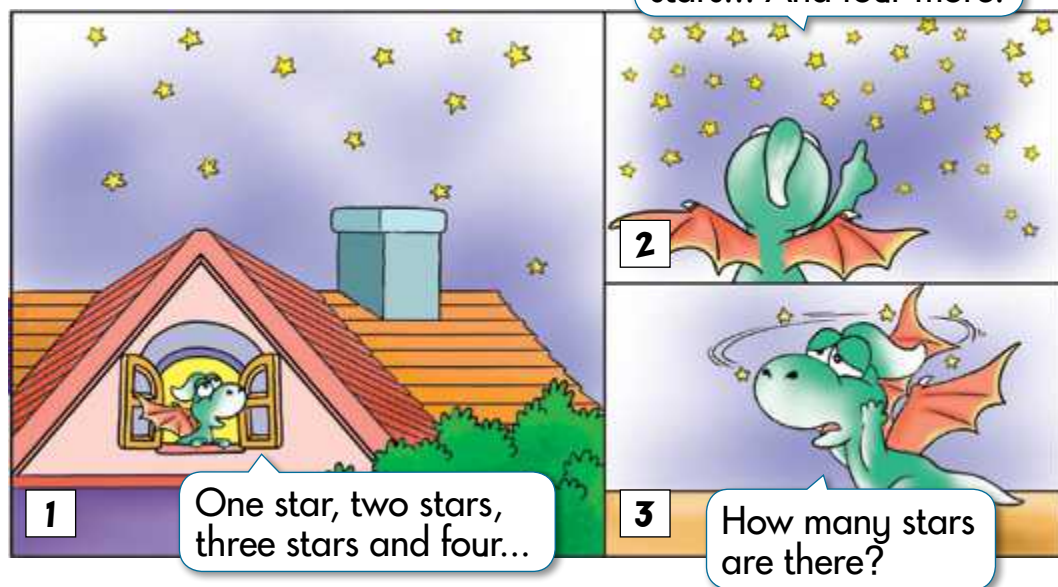
How many pencils are there?



How many rulers are there?




D Let's Read




E Let's Learn to Learn

Count and think now.



F Let's Chant

Ii A pink fish swims.
A pink fish wins.
A pink fish sinks.
It has strong fins.

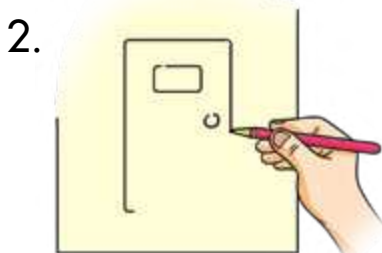


G Let's Have Fun

Let's draw and say.



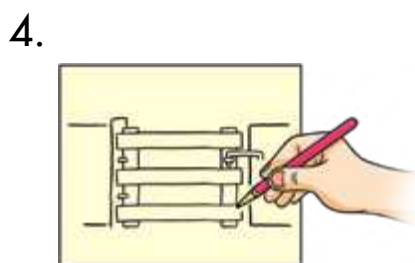
One, two,
draw a shoe.



Three, four,
draw a door.



Five, six,
draw a stick.



Seven, eight,
draw a gate.



Nine, ten,
draw a hen.



fifteen

fifteen

fifteen

twenty

twenty


twenty

Let's Know More



What time is it?

1.



2.



3.



Assessment II

A Listen and circle

1. A.



B.



C.



2. A.



B.



C.



3. A.



B.



C.



B Listen and match



C Look, read and match



 She is my mother.



 This is a baby.



 This is a red T-shirt.



 My dress is yellow.



 It's eleven o'clock.

D I can do it

Draw a 😊 if you can do it. Draw a ☹️ if you can't.

Example: Sing a song.



1. Count from 1 to 20.



2. Ask about the time.

What time is it?



It's four o'clock.



E I like to do it

Draw a 😊 if you like to do it. Draw a ☹️ if you don't.

1. Name the clothes.

This is my shirt.



2. Sing the song *Hickory Dickory Dock*.



Unit 7

Is this an orange?

A Let's Listen and Say



B Let's Learn



apple



banana



pear



lemon



orange

C Let's Act

1.



Is this an apple?



Yes, it is.



2.



Is this a pear?



No, it isn't.



D Let's Read



E Let's Learn to Learn

Put the words into different groups.



Animal Group	Fruit Group
People Group	School Group

F Let's Chant

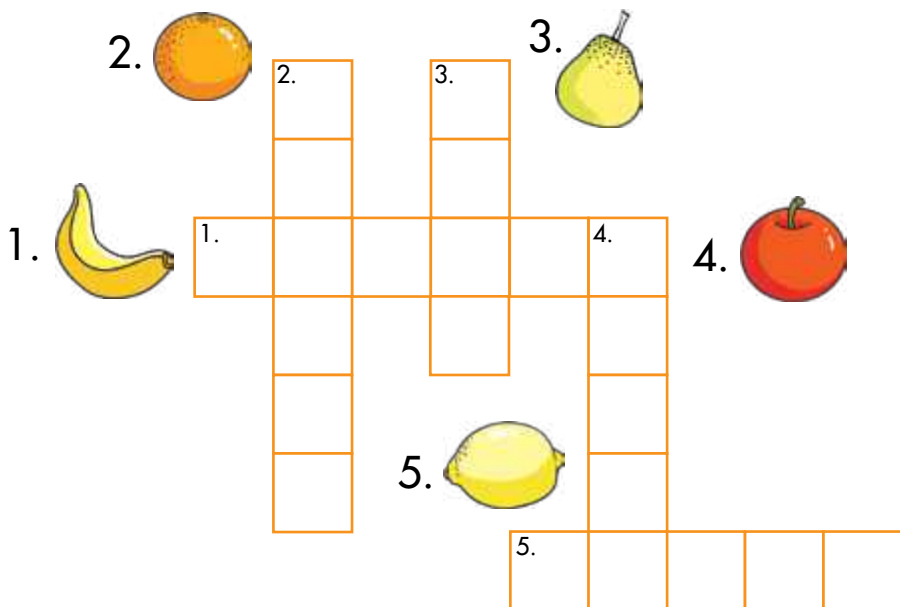
Jj

Jack, **J**ack!
Jump and **j**ump!
Jane, **J**ane!
Join and **j**ump!



G Let's Have Fun

Fill in the words and say.



orange

apple

Unit 8 I like a sunny day

A Let's Listen and Say



I like a sunny day. I don't like a rainy day.

I like a sunny day, too.

What do you like, Mingming?

I like ice cream.

B

Let's Learn



sunny



rainy



cold



warm



cool



hot

C

Let's Act



I like a sunny day.
I can play.



I like a hot day.
I can have ice
cream.



D Let's Read



E Let's Learn to Learn

Match the words with the pictures.

cold

warm

cool

hot



湖南少年儿童出版社

F Let's Chant

Kk

Kate has a kite.
Kate likes the kite.
Kate flies the kite.
Kate runs with her kite.



G Let's Have Fun

Read the poem.

Shine on the green grass,
And shine on the tree.
Shine on the house top,
But not upon me.



sunny

rainy

Unit 9

What's the weather like?

A Let's Listen and Say



B Let's Learn



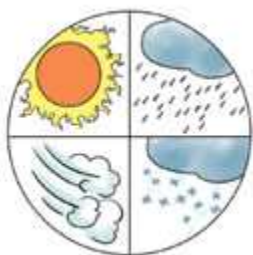
windy



cloudy



snowy



weather



sunny




rainy

C Let's Act

What's the weather like?

It's snowy. I'm cold.




D Let's Read



E Let's Learn to Learn

Look, read and match.



F Let's Chant

Lily sees a lion.
 Lily draws the lion.
 Lily likes her lion.
 Lily colours her lion.



G Let's Have Fun

Let's sing.

How Is the Weather?

1=A $\frac{2}{4}$

3 3 2 3 1. | 4 3 4 4 | 2 2 1 2 7. |

How is the wea-ther? It's a fine day. How is the wea-ther?

3 2 3 1 3 | 3 3 2 3 1. | 0 4 3 4 |

It's a cloudy day. How is the wea-ther? It's raining.

2 2 1 2 7. | 0 1 1 :||

How is the wea-ther? It's snowing.



the weather

the weather

the weather


the weather

Let's Know More




Weather

1.



2.



Assessment III

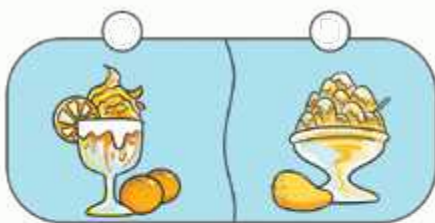
A Listen and tick

What's the weather like today?

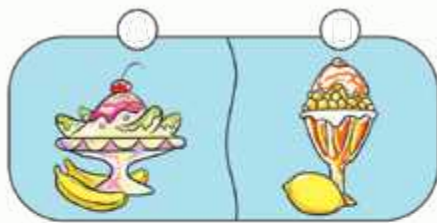
						
	Beijing					
	Shanghai					
	Harbin					
	Haikou					
	Changsha					

B Listen and tick

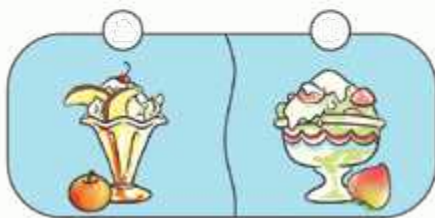
1.




2.



3.



4.



C Read and match

1.



I like a windy day.

2.



I like a snowy day.

3.



I don't like a rainy day.

4.



I like a hot day.

5.



I like a sunny day.

D I can do it

Draw a 😊 if you can do it. Draw a ☹️ if you can't.

1. Talk about the weather.

What's the weather like today?



It's sunny.



2. Name the fruit.

This is an apple.



E I like to do it

Draw a 😊 if you like to do it. Draw a ☹️ if you don't.

1. Tell people what fruit you like.

I like oranges.




2. Sing the song *How Is the Weather*.



Unit 10

Is he a farmer?

A Let's Listen and Say



B

Let's Learn



teacher



farmer



postman



nurse




doctor



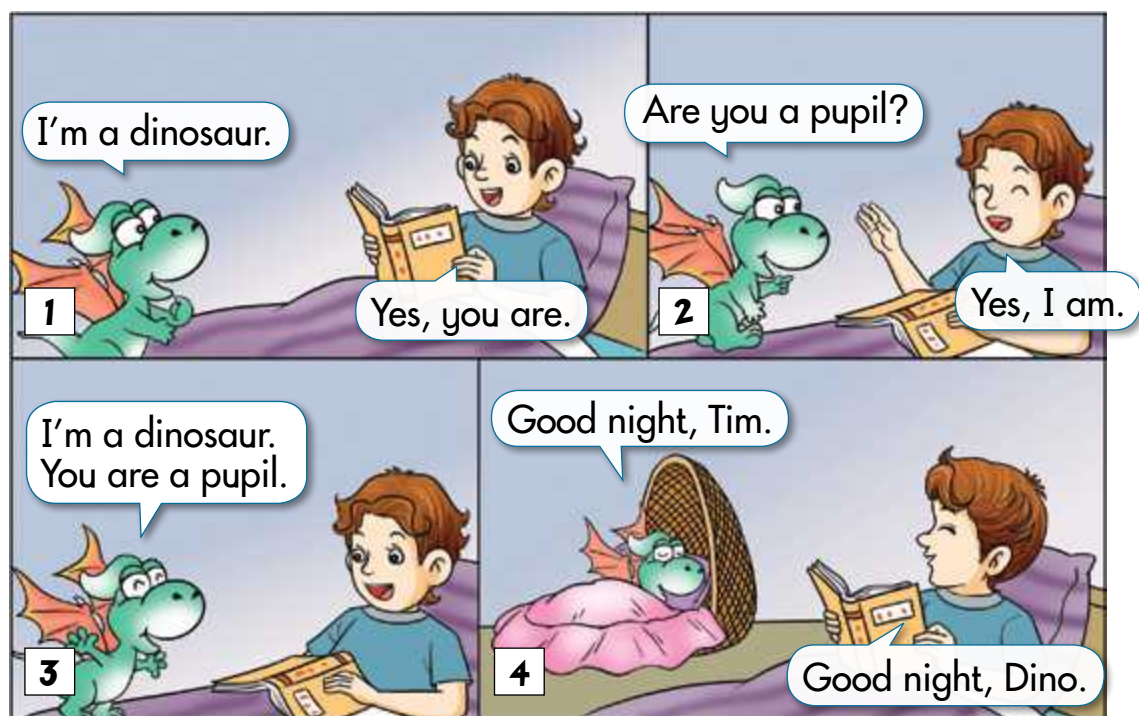
driver

C

Let's Act




D Let's Read



E Let's Learn to Learn

Be a good speaker.



F Let's Chant

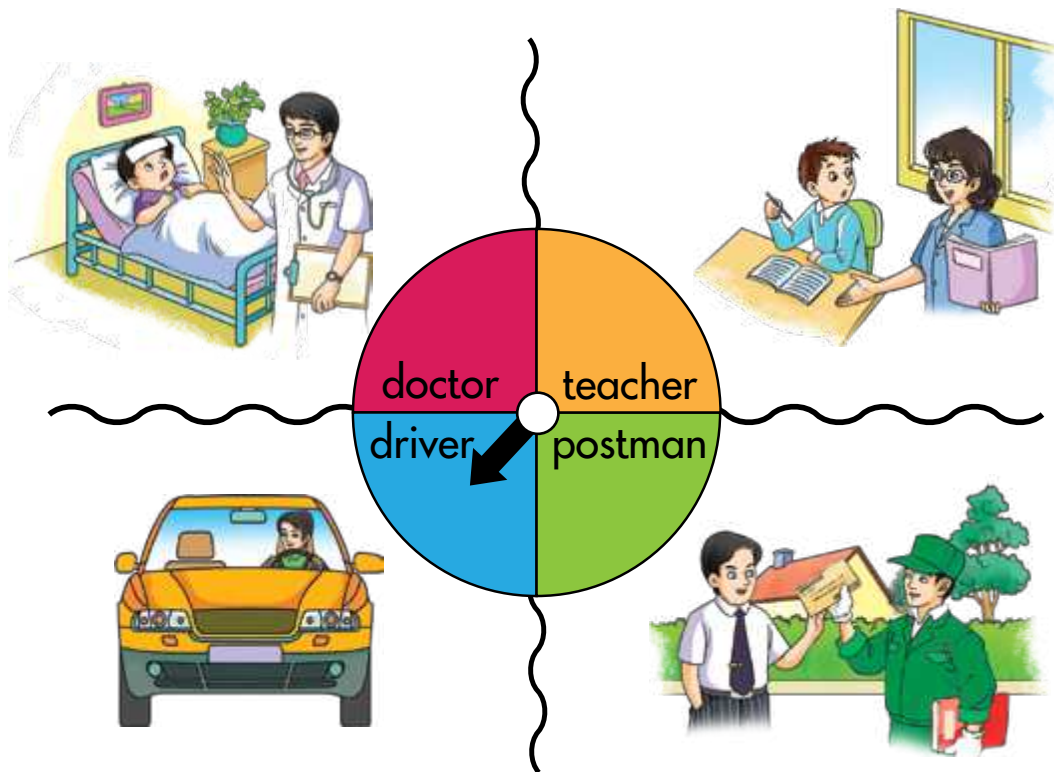
Mm

Mike and Mary.
Milk and mango.
Mike drinks milk.
Mary eats mango.



G Let's Have Fun

Turn the hand and act.



teacher

doctor

Unit 11

What's he?

A Let's Listen and Say



What's he?

1

He's a fireman.

What's he?



2

He's a policeman.



3

What's she?

She's a doctor.

湖南少年儿童出版社

B

Let's Learn



policeman



pupil



policewoman



fireman

C

Let's Act



What are you?

1

2

What's she?

3

4

5


I'm a policewoman.

She's a policewoman.

Yes, Benny?

Yes. She's a policewoman.

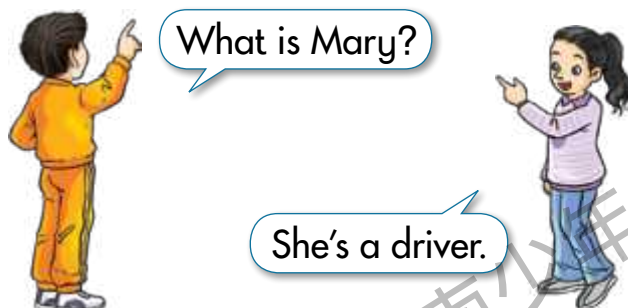

D Let's Read



E Let's Learn to Learn



We can use cards to learn English.



F Let's Chant

Nn

Night, night.
"Good night!"
The next night
Is a nice night.



G Let's Have Fun

Let's sing.

The Farmer in the Dell

1=C $\frac{2}{4}$

5 | 1. 1 | 1. 1 | 1. 2 | 3. 3 3. 3 | 3- |

The far-mer in the dell. The far-mer in the dell.

5 5. 6 | 5. 3 1. 2 | 3. 3 2. 2 | 1- ||

Hey, ho, the der-ry-o. The far-mer in the dell.



policeman

pupil

Unit 12

I go to school by bus

A Let's Listen and Say



Do you know them?



B Let's Learn



bus



train



ship



car



plane

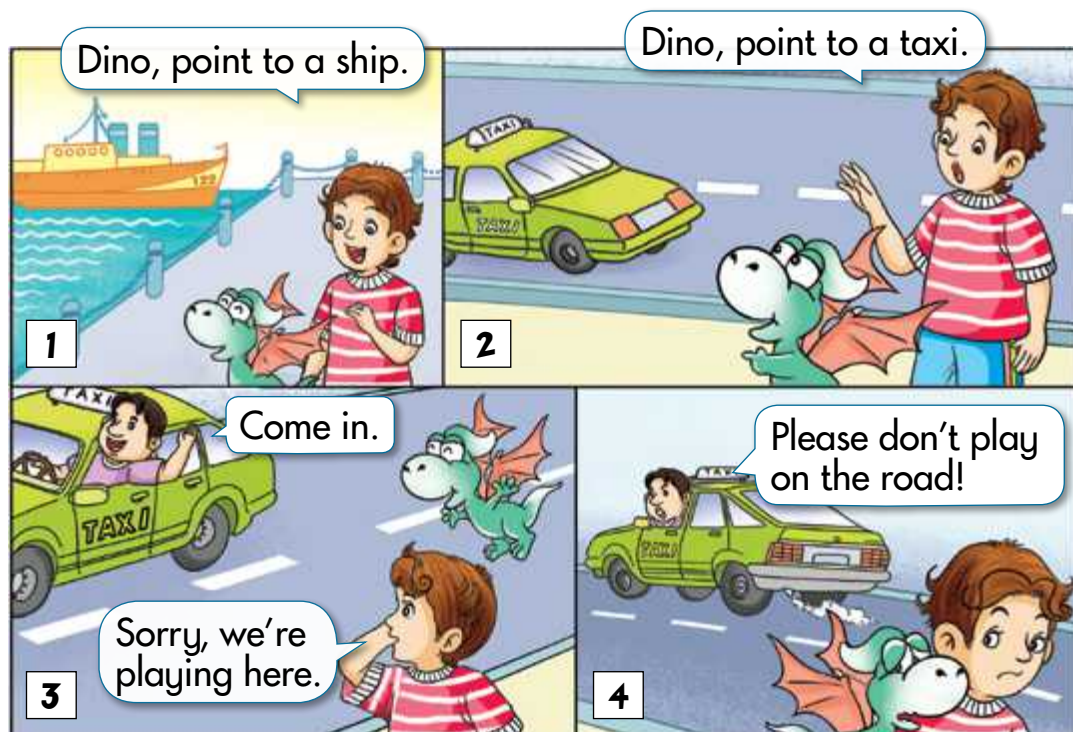


bike

C Let's Act


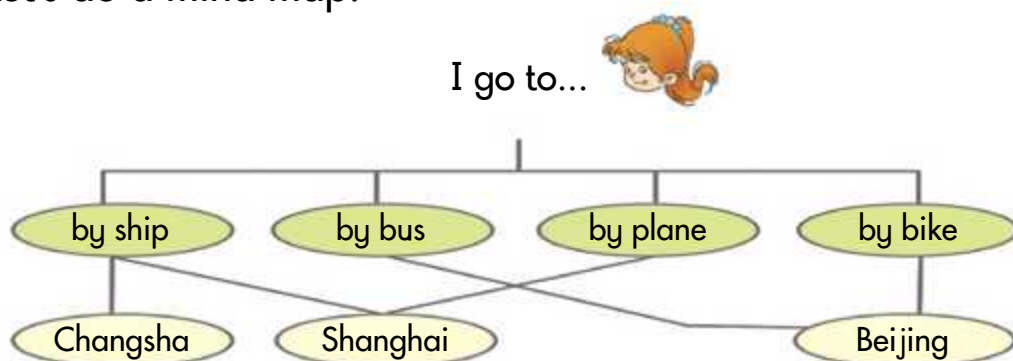


D Let's Read



E Let's Learn to Learn

Let's do a mind map.



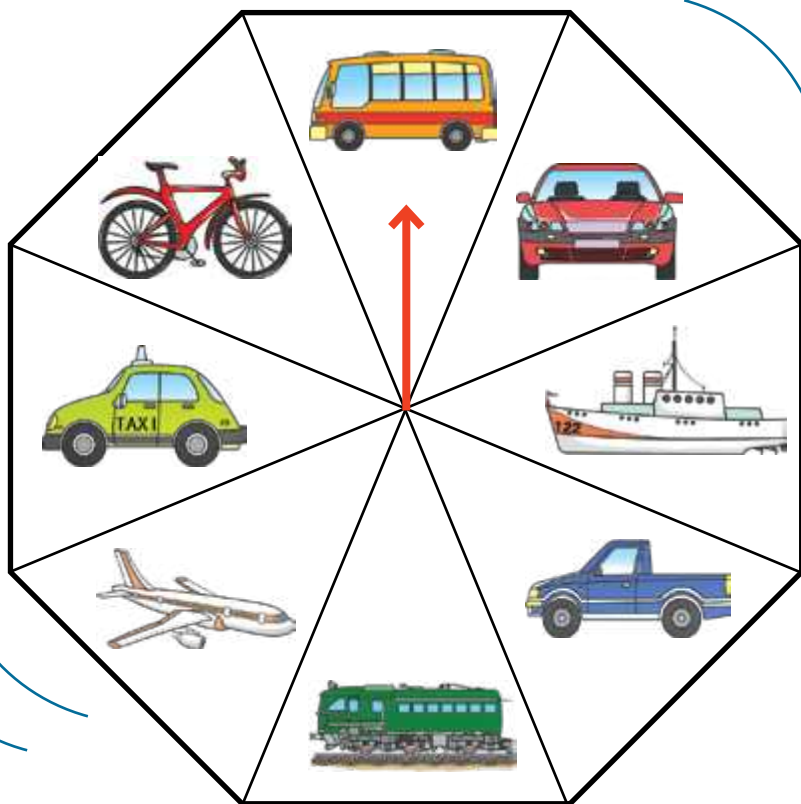
F Let's Chant

Oo Cold, cold,
It's a cold day.
Old, old,
We see an old play.



G Let's Have Fun

Turn the wheel and talk about the picture.



plane


bike

Let's Know More



What can we do in a bus?

1.



2.



Assessment IV

A Listen and circle

1. A.



B.



C.



2. A.



B.



C.



3. A.



B.



C.



B Look, read and match

1.



Miss Li goes to Shanghai by ship.

2.



They go to Guangzhou by train.

3.



Dongdong goes to school by bike.

4.



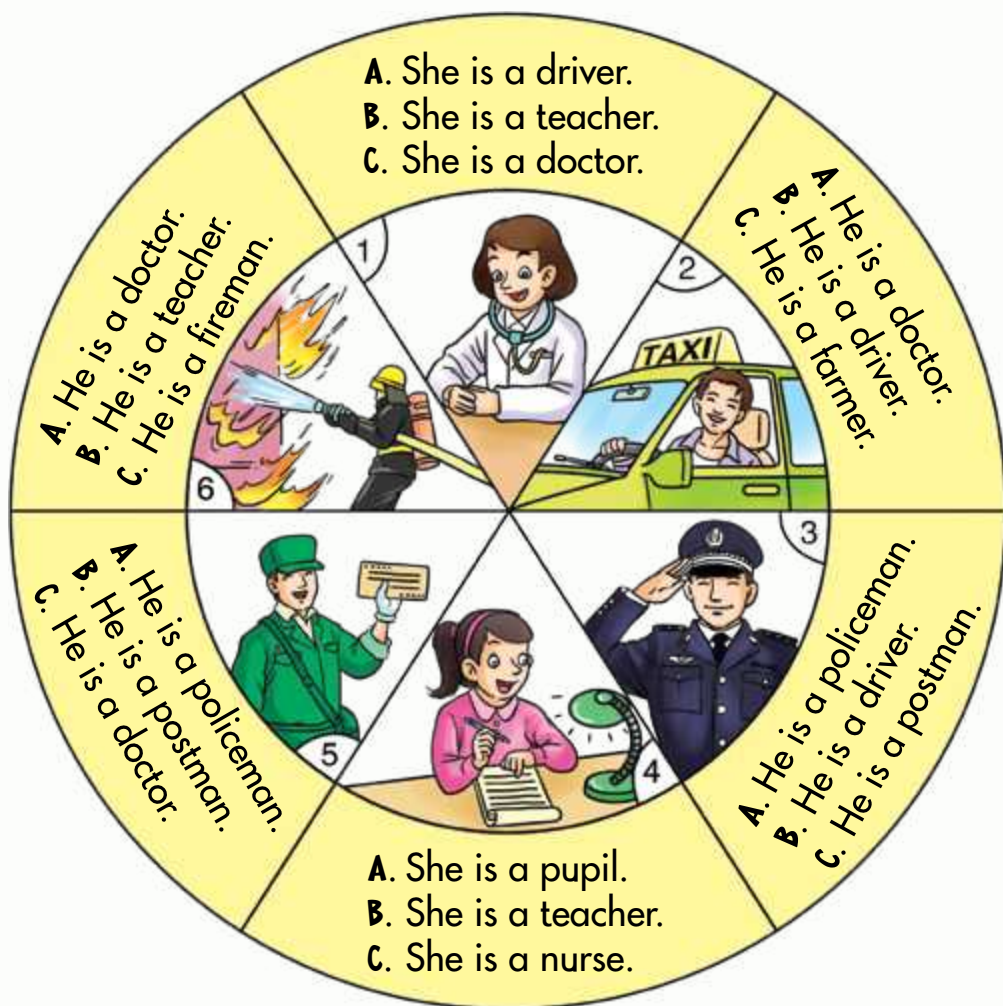
I go to Beijing by plane.

5.




Kate goes to school by bus.


C Look, read and circle




D Write and say



Name _____	Photo of your dad
Age _____	
Job _____	



Name _____	Photo of your mum
Age _____	
Job _____	



E I can do it

Draw a 😊 if you can do it. Draw a ☹️ if you can't.

1. Say what he is.

My father is
a doctor.



2. Tell where you go and how.

I go to school
by bike.



F I like to do it

Draw a 😊 if you like to do it. Draw a ☹️ if you don't.

1. Tell people what you are.

I'm a pupil.



2. Sing the song *The Farmer in the Dell*.



Word List I

Unit 1

glad	高兴的
see	看见
again	再次
fine	好的
too	也
now	现在
evening	晚上
night	晚上

Unit 2

Here you are.	给你。
boy	男孩
girl	女孩
baby	婴儿
man	男人
woman	女人

Unit 3

colour	颜色
--------	----

balloon	气球
red	红色；红色的
blue	蓝色；蓝色的
yellow	黄色；黄色的
white	白色；白色的
green	绿色；绿色的
black	黑色；黑色的

Unit 4

look	看
at	在；向
T-shirt	T恤衫
they	他（她；它） 们（主格）
but	但是
too	太
big	大的
shorts	短裤
nice	好的

trousers	长裤
dress	连衣裙
coat	大衣
shirt	衬衫
and	和

Unit 5

time	时间
clock	钟表
please	请
OK	好的
o'clock	……点钟
eleven	十一
twelve	十二
day	白天

Unit 6

how many	多少……
count	数数；计算

thirteen	十三
fourteen	十四
fifteen	十五
sixteen	十六
seventeen	十七
eighteen	十八
nineteen	十九
twenty	二十

Unit 7

orange	橘子
banana	香蕉
lemon	柠檬
market	市场
classroom	教室
apple	苹果
pear	梨子

Unit 8

sunny	晴朗的
-------	-----

rainy	下雨的
ice cream	冰淇淋
cold	冷的
warm	温暖的
cool	凉爽的
hot	热的

Unit 9

weather	天气
like	像……
windy	有风的
cloudy	多云的
snowy	下雪的

Unit 10

farmer	农民
postman	邮递员
nurse	护士
teacher	教师
doctor	医生

driver	司机
--------	----

Unit 11

fireman	消防员
policeman	男警察
pupil	学生
policewoman	女警察

Unit 12

go to	去……
by	乘；通过
bus	公共汽车
them	他（她；它） 们（宾格）
ship	轮船
plane	飞机
school	学校
bike	自行车
train	火车
car	小汽车

Word List II

(注：黑体单词要求学生能听、说、认读；白体单词只作听、说要求)

Unit			Page	Unit			Page
A				12	by	乘；通过	57
1	again	再次	1				
1	and	和；及	1	C			
7	apple	苹果	34	12	car	小汽车	58
4	at	在；向	17	1	class	课	1
				7	classroom	教室	33
				5	clock	钟表	21
B				9	cloudy	多云的	42
2	baby	婴儿	6	4	coat	大衣	18
7	ball	球	35	8	cold	冷的	38
3	balloon	气球	9	3	colour	颜色	9
7	banana	香蕉	33	12	come in	进来	59
1	begin	开始	1	8	cool	凉爽的	38
4	big	大的	17	6	count	数数；计算	25
12	bike	自行车	57	D			
3	black	黑色；黑色的	10	5	day	白天	22
3	blue	蓝色；蓝色的	9	8	do	助动词	39
1	boy	男孩	1	10	doctor	医生	50
12	bus	公共汽车	57				
4	but	但是	17				

Unit			Page
4	dress	连衣裙	18
10	driver	司机	50

E

6	eighteen	十八	26
5	eleven	十一	22
1	evening	晚上	2

F

10	farmer	农民	49
6	fifteen	十五	26
1	fine	好的	1
11	fireman	消防员	53
6	fourteen	十四	26

G

1	girl	女孩	1
1	glad	高兴的	1
12	go to	去……	57

Unit			Page
3	green	绿色; 绿色的	10

H

7	have	吃; 有	35
2	Here you are.	给你。	5
8	hot	热的	38
6	how many	多少……	25

I

8	ice cream	冰淇淋	37
---	-----------	-----	----

L

7	lemon	柠檬	33
9	like	像……	41
4	look	看	17

M

2	man	男人	6
7	market	市场	33

Unit			Page
6	more	更多的	27

N

4	new	新的	18
4	nice	好的	17
1	night	晚上	2
6	nineteen	十九	26
1	now	现在	1
10	nurse	护士	49

O

5	o'clock	……点钟	21
5	OK	好的	21
12	on	在……上面	59
1	open	打开	3
7	orange	橘子	33

P

7	pear	梨子	34
12	plane	飞机	57

Unit			Page
8	play	玩	38

5	please	请	21
----------	---------------	----------	-----------

12	point to	指向	59
----	----------	----	----

11	policeman	男警察	53
-----------	------------------	------------	-----------

11	policewoman	女警察	54
-----------	--------------------	------------	-----------

10	postman	邮递员	49
-----------	----------------	------------	-----------

10	pupil	学生	51
-----------	--------------	-----------	-----------

R

8	rainy	下雨的	37
----------	--------------	------------	-----------

3	red	红色;	9
----------	------------	------------	----------

红色的

12	road	道路	59
----	------	----	----

S

12	school	学校	57
-----------	---------------	-----------	-----------

1	see	看见	1
----------	------------	-----------	----------

6	seventeen	十七	26
----------	------------------	-----------	-----------

12	ship	轮船	57
-----------	-------------	-----------	-----------

4	shirt	衬衫	18
----------	--------------	-----------	-----------

Unit			Page
4	shorts	短裤	17
5	show	展示; 给……看	22
6	sixteen	十六	26
9	snowy	下雪的	42
2	so	如此	7
6	star	星星	27
8	sunny	晴朗的	37
7	sweet	甜的	35

T

12	taxi	出租车	59
10	teacher	教师	50
12	them	他(她; 它) 们(宾格)	57
4	they	他(她; 它) 们(主格)	17
4	they're=they are		17
6	thirteen	十三	25
5	time	时间	21
1	too	也; 太	1

Unit			Page
12	train	火车	58
4	trousers	长裤	18
4	T-shirt	T恤衫	17
2	turn	轮到的机会	6
5	twelve	十二	22
6	twenty	二十	26

W

9	want	想要	43
8	warm	温暖的	38
8	water	水	39
9	weather	天气	41
1	well	(身体)好的	3
3	white	白色; 白色的	10
9	windy	有风的	41
2	woman	女人	6

Y

3	yellow	黄色; 黄色的	9
---	--------	---------	---



Structures



(注：蓝色字体为五级词汇)

Unit 1



Good morning.

Good morning.

Good afternoon.

Good evening.

Good night.

Unit 2

Are you Lingling?



Yes, I am.

Are you Lingling?

Yes, I am.

No, I'm not.



Structures



Unit 3



What colour is this **balloon**?

It's

red.
blue.
yellow.
green.
white.
black.

Unit 4



Look at

the T-shirt.
the dress.
the coat.
the shirt.

Structures

Unit 5

What time is it?



What time is it?

It's

eleven
twelve

 o'clock.

Unit 6



How many

rulers
pens

 are there?

Four rulers.
Thirteen pens.



Structures



Unit 7

Is this a banana?



Yes, it is.

Is this

a banana?
a **pear**?
an apple?
an orange?

Yes, it is.

No, it isn't.

Unit 8

I like a sunny day. I
don't like a rainy day.



I like a sunny
day, too.

I

like
don't like

a

sunny
rainy

day.



Structures



Unit 9

What's the weather like?



It's rainy.



What's the weather like?

It's

windy.
cloudy.
snowy.
sunny.

Unit 10

Is he a farmer?



Yes, he is.

Is he

a teacher?
a farmer?
a nurse?
a doctor?
a driver?
a **postman**?

Yes, he is.
No, he isn't.



Structures



Unit 11

What's he?

He's a policeman.



What's

he?
she?

He's
She's

a pupil.
a **policeman**.
a **policewoman**.
a **fireman**.

Unit 12



I go to Beijing
by plane.

I go to

Beijing
Shanghai
Changsha

by

plane.
ship.
train.



Some Common Fruits



apple



banana



apricot



cherry



date



grapes



lemon



kiwi fruit



Hami melon



longan



lychee



mango



orange



peach



pineapple



pear



plum



strawberry



coconut



watermelon



Colourful Classroom

ruler (grey)

chalk (white)

pencil-box (pink)

pen (black)

desk (yellow)



door (brown)

schoolbag (purple)



chair (orange)



eraser (blue)



pencil (red)



book (green)



Self-Assessment




Very good!



OK!



Try hard!

Units	Results		
Unit 1	 ()	 ()	 ()
Unit 2	 ()	 ()	 ()
Unit 3	 ()	 ()	 ()
Unit 4	 ()	 ()	 ()
Unit 5	 ()	 ()	 ()
Unit 6	 ()	 ()	 ()
Unit 7	 ()	 ()	 ()
Unit 8	 ()	 ()	 ()
Unit 9	 ()	 ()	 ()
Unit 10	 ()	 ()	 ()
Unit 11	 ()	 ()	 ()
Unit 12	 ()	 ()	 ()